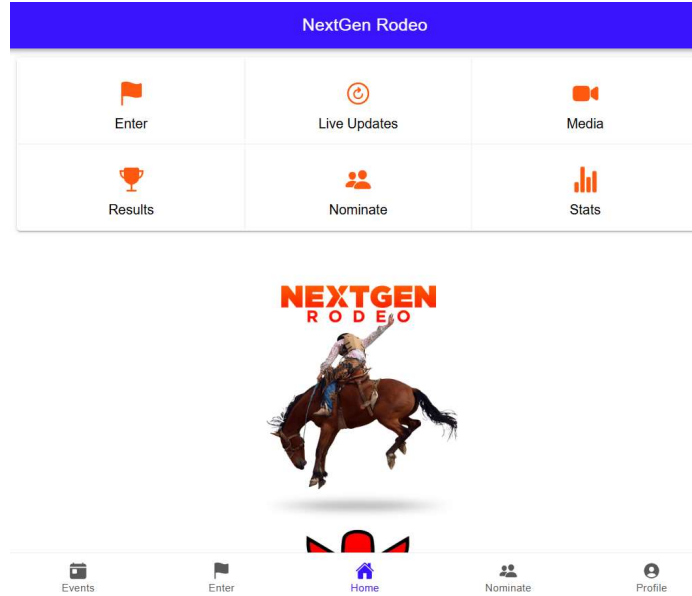
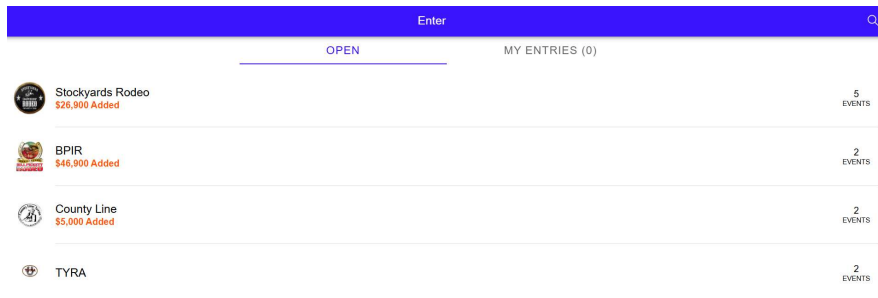


**Entering Through NextGen website:**

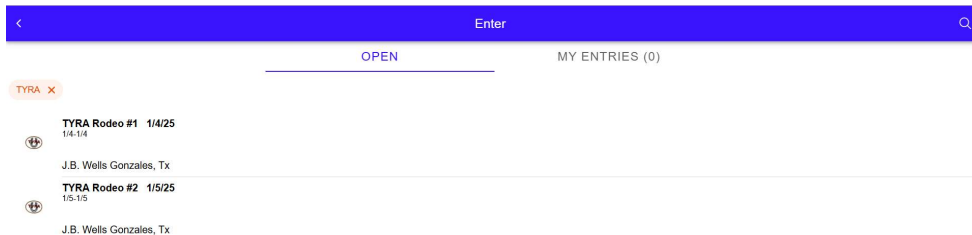
1. Go to website: <https://app.nextgenrodeo.com/tabs/home>
2. Click on “Enter”



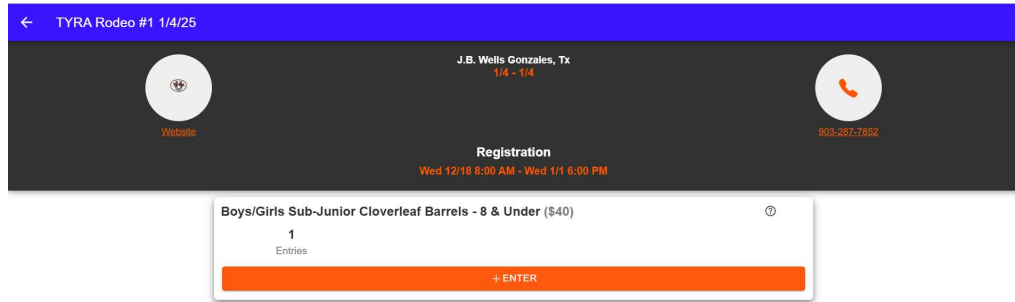
3. Select TYRA



4. Click on the rodeo you would like to enter. Note that if you would like to enter both rodeos for the weekend, you will need to complete the following steps for EACH RODEO.



5. Select the first event you would like to enter by clicking the orange “+ENTER” button.




- When you click to enter the event, you will need to confirm the rider name is correct. Next to “Jackpot/Rodeo” you will need to click the blue “ADD” button and confirm whether you want the rodeo to count for points. JACKPOT = NO POINTS; RODEO/POINTS = POINTS.

A screenshot of a mobile application form titled 'Entry #1'. The form has an orange header with a close button. Below the header, there are several rows of information: 'Rider' with the name 'Brittney Brunner', 'Required Documents (3)' with a left arrow, 'Horse' with the text 'Select Horse', 'Event' with 'Boys/Girls Sub-Junior Cloverleaf Barrels - 8 & Under Sat 1/4 8:0...' and a dropdown arrow, and 'Jackpot/Rodeo' with a blue 'ADD' button. Below these fields is a blue button labeled 'ADD MORE ENTRIES/CLASSES'. At the bottom of the form, there is a checkbox labeled 'I agree to the terms and conditions.' with a 'SEE MORE' link to its right. At the very bottom, there are two buttons: a red 'CANCEL' button and a green 'CREATE AND PAY' button.A screenshot of a mobile application dialog box titled 'Jackpot/Rodeo'. It contains two radio button options: 'Jackpot' which is selected with a blue dot, and 'Rodeo/Points' which is unselected. At the bottom right of the dialog, there are two buttons: 'CANCEL' and 'OK'.

- From this point, you can either add more entries or “Create and Pay” which will complete your transaction for this rodeo. You will also need to agree to the Terms and Conditions of each rodeo

before you are allowed to “Create and Pay”. By agreeing to the Terms and Conditions, you are certifying that you will have negative coggins papers on each horse that you bring onto the premises of the rodeo. Click see more to view the Terms and Conditions.



8. If you are entering the second rodeo for the weekend, repeat the previous steps for the next rodeo.
9. Feel free to reach out to NextGen support if you have questions. They are available from 9AM-5PM on Monday and 9AM-4PM Tuesday through Thursday at 903-287-7852. Reach out to Brittney with any other questions – 713-882-5589.